

## A MIXED SYSTEM MODELING TWO-DIRECTIONAL PEDESTRIAN FLOWS

PAOLA GOATIN AND MATTHIAS MIMAUT

INRIA Sophia Antipolis - Méditerranée  
2004, route des Lucioles - BP 93  
06902 Sophia Antipolis Cedex, France

**ABSTRACT.** In this article, we present a simplified model to describe the dynamics of two groups of pedestrians moving in opposite directions in a corridor. The model consists of a  $2 \times 2$  system of conservation laws of mixed hyperbolic-elliptic type. We study the basic properties of the system to understand why and how bounded oscillations in numerical simulations arise. We show that Lax-Friedrichs scheme ensures the invariance of the domain and we investigate the existence of measure-valued solutions as limit of a subsequence of approximate solutions.

**1. Introduction.** Systems of conservation laws that are not everywhere hyperbolic in the phase space arise naturally in the modeling of physical phenomena. Two well-known examples are the two-fluid single-pressure model for two-phase flow [22], and a model for three-phase porous medium flow that has been widely used in petroleum reservoir simulation [1]. Another model arises in modeling two-directional traffic flows [3, 4]. These models display an elliptic region in the phase space. An elliptic state in the solution space is a state where the Jacobian matrix of the vector-valued flux function has complex eigenvalues. The set of all elliptic points forms the elliptic region. This type of systems has been addressed since several decades now, see [10, 17, 18] for a general overview. Nevertheless, their solutions have not been completely understood yet. Rapidly oscillating but bounded numerical approximations suggest that solutions could be defined in the framework of Young measures [13].

In this article, we consider a mixed type system of conservation laws describing two populations of pedestrians moving in opposite directions, adapted from [2, 4]. Let

$$\begin{cases} u_t + f(u, v)_x = 0, \\ v_t - f(v, u)_x = 0, \end{cases} \quad (1)$$

be the governing equations, together with the initial conditions

$$\begin{cases} u(0, x) = u_0(x), \\ v(0, x) = v_0(x), \end{cases} \quad (2)$$

---

2010 *Mathematics Subject Classification.* Primary: 35L65, 35M30; Secondary: 90B20.

*Key words and phrases.* Systems of conservation laws, mixed hyperbolic-elliptic systems, macroscopic models for pedestrian flows, finite volume schemes, Young measures.

This research was supported by the European Research Council under the European Union's Seventh Framework Program (FP/2007-2013) / ERC Grant Agreement n. 257661.

where  $t \in \mathbb{R}^+$ ,  $x \in \mathbb{R}$ . The flux function is therefore given by

$$\mathbf{F}(U) = \begin{pmatrix} f(u, v) \\ -f(v, u) \end{pmatrix}, \quad (3)$$

where  $f(u, v) = u(1 - u - v)$ , and  $U = (u, v)$  are densities of the two groups of pedestrians that take values in

$$\Omega = \{(u, v) \in \mathbb{R}^2 : u \geq 0, v \geq 0 \text{ and } u + v \leq 1\}.$$

As announced, the main feature of system (1) lies in the hyperbolicity loss for certain density values. Indeed, the Jacobian of the flux exhibits complex eigenvalues in an elliptic region of the phase space  $\Omega$ . It was suggested in [3] that oscillations arising in the elliptic region could be related to the lane formation phenomenon observed in groups of pedestrians moving in opposite directions [14, 21].

We aim to investigate solutions properties in relation with the modeled pedestrian dynamics, also relying on numerical simulations. In particular, we will study the solutions of (1), (2) corresponding Riemann-like initial data  $U_0 = (u_0, v_0)$  of the form

$$U_0(x) = \begin{cases} U_L = (u_L, v_L), & \text{if } x < 0, \\ U_R = (u_R, v_R), & \text{if } x > 0. \end{cases} \quad (4)$$

A similar problem was addressed by Vinod [24], who considered a slightly different version of model (1) including a parameter  $\beta > 0$ , which sensibly changes the solutions behavior.

The paper is organized as follows. Section 2 contains the basic analytical study of the models properties. In Section 3, we introduce a Lax-Friedrichs finite volume scheme and we prove an  $\mathbf{L}^\infty$  bound on the corresponding approximate solutions, ensuring the convergence towards Young measures. In Section 4 we give examples of weak solutions in distributional sense. The study two examples of initial data generating persistent oscillations is presented in Section 5 and we give conclusions in Section 6.

**2. Basic analytical study.** This section is devoted to the study of the basic properties of system (1), and to the identification of the wave types appearing in the solutions of the corresponding Riemann problem (1)-(4). This study does not pretend to be exhaustive, the problem being non classical and still not completely understood. In particular, we cannot give any global existence result for weak solutions, and their uniqueness is not expected. Some examples of solutions displaying the described features will be showed through numerical computations in Section 4.

First of all, we compute the Jacobian of the flux (3):

$$J(u, v) = \begin{pmatrix} 1 - 2u - v & -u \\ v & -1 + u + 2v \end{pmatrix}$$

and its characteristic polynomial

$$p(\lambda) = \lambda^2 + (u - v)\lambda - 2u^2 - 2v^2 + 3u + 3v - 4uv - 1. \quad (5)$$

The discriminant of (5) is

$$\Delta(u, v) = 4 + 14uv - 12u - 12v + 9u^2 + 9v^2,$$

which is negative in the region

$$\mathcal{E} = \{(u, v) \in \mathbb{R}^2 : 4 + 14uv - 12u - 12v + 9u^2 + 9v^2 \leq 0\} \subset \Omega,$$

see Fig. 1. Therefore the eigenvalues can take complex values :

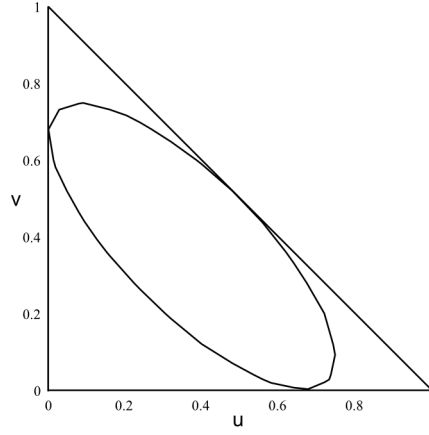


FIGURE 1. The domain  $\Omega$  and the elliptic region  $\mathcal{E}$  delimited by the curve  $4 + 14uv - 12u - 12v + 9u^2 + 9v^2 = 0$ .

$$\lambda_1(u, v) = \frac{1}{2} \left( v - u - \sqrt{4 + 14uv - 12u - 12v + 9u^2 + 9v^2} \right),$$

$$\lambda_2(u, v) = \frac{1}{2} \left( v - u + \sqrt{4 + 14uv - 12u - 12v + 9u^2 + 9v^2} \right),$$

and corresponding eigenvectors are :

$$\begin{aligned} r_1(u, v) &= 2 \begin{pmatrix} u \\ 1 - 2u - v - \lambda_1 \end{pmatrix} = \begin{pmatrix} 2u \\ 2 - 3u - 3v + \sqrt{\Delta(u, v)} \end{pmatrix} \\ &= 2 \begin{pmatrix} 1 - u - 2v + \lambda_1 \\ v \end{pmatrix} = \begin{pmatrix} 2 - 3u - 3v - \sqrt{\Delta(u, v)} \\ 2v \end{pmatrix}, \\ r_2(u, v) &= 2 \begin{pmatrix} u \\ 1 - 2u - v - \lambda_2 \end{pmatrix} = \begin{pmatrix} 2u \\ 2 - 3u - 3v - \sqrt{\Delta(u, v)} \end{pmatrix} \\ &= 2 \begin{pmatrix} 1 - u - 2v + \lambda_2 \\ v \end{pmatrix} = \begin{pmatrix} 2 - 3u - 3v + \sqrt{\Delta(u, v)} \\ 2v \end{pmatrix}. \end{aligned}$$

The gradient of the eigenvalues are:

$$\nabla \lambda_1(u, v) = \frac{1}{2} \begin{pmatrix} 1 - \frac{9u + 7v - 6}{\sqrt{\Delta(u, v)}} \\ 1 - \frac{7u + 9v - 6}{\sqrt{\Delta(u, v)}} \end{pmatrix},$$

$$\nabla \lambda_2(u, v) = \frac{1}{2} \begin{pmatrix} -1 + \frac{9u + 7v - 6}{\sqrt{\Delta(u, v)}} \\ 1 + \frac{7u + 9v - 6}{\sqrt{\Delta(u, v)}} \end{pmatrix}.$$

For seek of clarity, we recall here the notion of distributional solution.

**Definition 2.1.** A function  $U \in \mathbf{L}^1(\mathbb{R}^+ \times \mathbb{R}, \Omega)$  is a weak solution of (1)-(2) if for all  $\phi \in \mathbf{C}_c^1(\mathbb{R}^2; \mathbb{R})$  we have

$$\int_{\mathbb{R}^+} \int_{\mathbb{R}} (U\phi_t + \mathbf{F}(U)\phi_x)(t, x) \, dxdt + \int_{\mathbb{R}} U_0(x)\phi(0, x) \, dx = 0. \tag{6}$$

Self-similar weak solutions in distributional sense of (1)-(4), when they exist, consist of a combination of rarefactions and shock waves, which are described below.

**2.1. Rarefaction waves.** The solution of a Riemann problem (1)-(4) can be a rarefaction wave  $U = U(x, t)$  of the  $i$ -th family if it reads

$$U(x, t) = \begin{cases} U_L, & \text{if } x < \lambda_i(U_L)t, \\ V(x/t), & \text{if } \lambda_i(U_L)t \leq x \leq \lambda_i(U_R)t \\ U_R, & \text{if } x > \lambda_i(U_R)t, \end{cases} \tag{7}$$

where  $V(\xi)$  satisfies

$$\dot{V} = r_i(V(\xi)), \quad V(\lambda_i(U_L)) = U_L, \quad V(\lambda_i(U_R)) = U_R, \quad i = 1 \text{ or } i = 2. \tag{8}$$

Let  $R_i(U_L)$  denote the solution of (8). The integral curves of  $r_i(U)$  are illustrated on Fig. 2. The arrows indicate directions of increase of the corresponding eigenvalue. The direction is reversed across the curves

$$\mathcal{F}_i = \{U \in \mathbb{R}^2 : \nabla\lambda_i(U) \cdot r_i(U) = 0\}, \quad i = 1, 2, \tag{9}$$

called *fognals*, see Sec. 2.3.

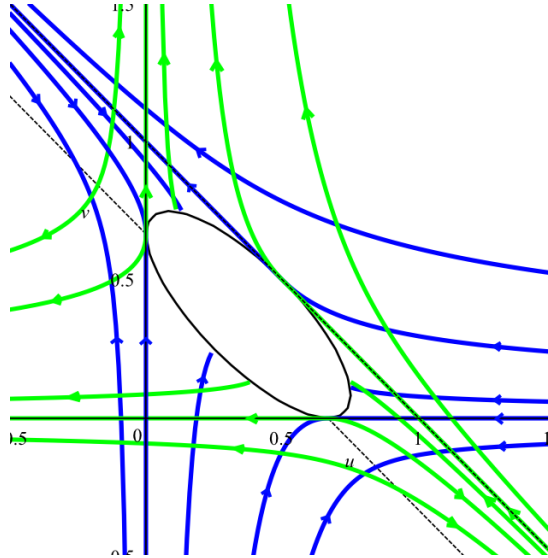


FIGURE 2. 1-rarefaction curves (blue lines), 2-rarefaction curves (green lines) and fognals (dashed lines).

Vector fields  $r_i(U)$ ,  $i = 1, 2$ , oriented so that  $\nabla\lambda_i \cdot r_i(U) \geq 0$ , are given in Fig. 3, which gives an idea of the orientation of rarefaction curves.

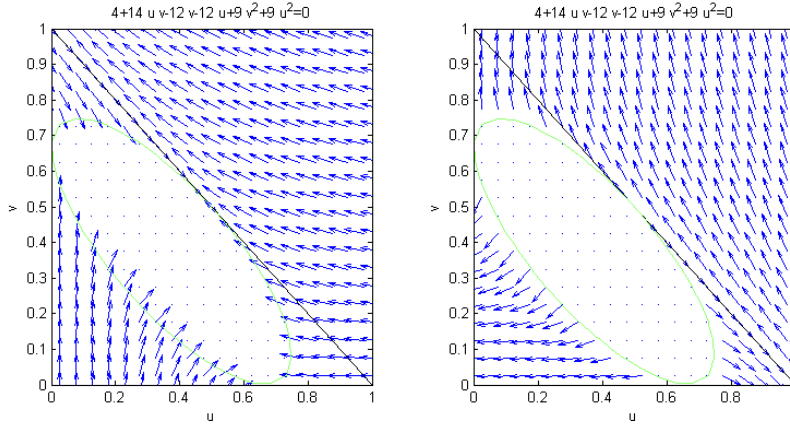


FIGURE 3. Eigenvectors fields of  $r_1$  (left) and  $r_2$  (right) outside the elliptic region  $\mathcal{E}$ , oriented so that  $\nabla \lambda_i \cdot r_i \geq 0$ .

2.2. **Shocks.** The discontinuous function

$$U(x, t) = \begin{cases} U_L, & \text{if } x < st, \\ U_R, & \text{if } x > st. \end{cases}$$

is a weak solution of (1)-(4) called shock wave if and only if it satisfies the Rankine-Hugoniot relation

$$s(U_R - U_L) = \mathbf{F}(U_R) - \mathbf{F}(U_L) \tag{10}$$

for some speed  $s = s(U_L, U_R) \in \mathbb{R}$ . Given any point  $U_L \in \Omega$ , the *Hugoniot locus* [5] is defined by

$$\mathcal{H}(U_L) = \{U \in \mathbb{R}^2 : \exists s = s(U_L, U) \in \mathbb{R} \text{ s. t. } s(U - U_L) = \mathbf{F}(U) - \mathbf{F}(U_L)\}. \tag{11}$$

Solving (10) with respect to  $v = v_R$ , we observe that  $U = (u, v) \in \mathcal{H}(U_L)$  if and only if

$$v = v_{\pm}(u) = \frac{1}{2(2u - u_L)} \left( u_L^2 - 2u_L + u_L v_L + u(u_L + v_L - 2u + 2) \pm \sqrt{(u - u_L)^2(u_L^2 - 4u_L + 10u_L v_L + 4 - 12v_L + 9v_L^2 + 4u(u_L + v_L + u - 2))} \right)$$

on the domains  $]-\infty, u_-[ \cup ]u_+, +\infty[ \setminus \{ \frac{u_L}{2} \}$ , for  $v_-$  and  $]-\infty, u_-[ \cup ]u_+, +\infty[$  for  $v_+$ , where

$$u_{\pm} = 1 - \frac{u_L}{2} - \frac{v_L}{2} \pm \sqrt{2v_L - 2v_L^2 - 2u_L v_L}.$$

A Hugoniot locus is composed of three disjoint branches separated by the asymptotes  $v = v_L/2$ ,  $u = u_L/2$  and  $u + v = 1$ . When  $U_L$  lies in the hyperbolic region, one of them has a loop closing at  $U_L$ , which crosses the elliptic region. Another branch can also cross a different hyperbolic region but one of the branches always lies in the half-plane  $u + v > 1$ . Those informations are visible on Fig. 4. Since the system is not genuinely non-linear (and not even hyperbolic), the entropy admissible branch can be selected using the Liu-Oleinik condition [20]:

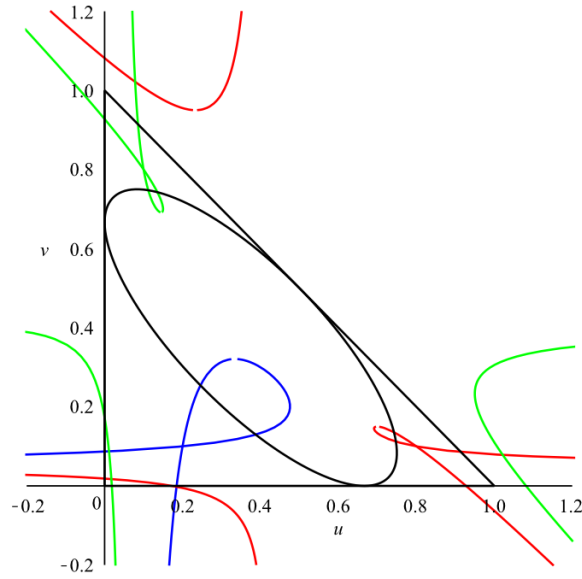


FIGURE 4. Hugoniot locus for  $U_L = (0.2, 0.1)$  in blue,  $U_L = (0.8, 0.1)$  in red and  $U_L = (0.1, 0.8)$  in green.

**Definition 2.2.**  $U_R \in \mathcal{H}(U_L)$  is joined to  $U_L$  by an entropy admissible shock if and only if

$$s(U_L, U_R) \leq s(U_L, U) \quad (12)$$

for each  $U \in \mathcal{H}(U_L)$  between  $U_L$  and  $U_R$

Anyway, each branch section of  $\mathcal{H}(U_L)$  belonging to  $\Omega$  lies in a region where the corresponding field is genuinely non-linear, as shown in Fig. 4. Therefore, if  $U_R$  belongs to the same branch than  $U_L$ , condition (12) coincides with the usual Lax geometric condition

$$\lambda_i(U_R) \leq s(U_L, U_R) \leq \lambda_i(U_L) \quad \text{for } i = 1 \text{ or } i = 2.$$

**2.3. Fognals and umbilic points.** Due to the mixed character of system (1), weak solutions can display other type of discontinuities. Combinations of contact discontinuities moving with zero speed appear along fognals (9). We define

$$\mathcal{F} = \mathcal{F}_1 \cup \mathcal{F}_2 = \{(u, v) \in \mathbb{R}^2 : u + v = 1\} \cup \left\{ (u, v) \in \mathbb{R}^2 : u + v = \frac{2}{3}, (u, v) \notin \mathcal{E} \right\}. \quad (13)$$

$\mathcal{F}$  coincides with the line  $u + v = 1$  and crosses  $\partial\mathcal{E}$  and  $\partial\Omega$  at points called *umbilic points*. One can see orientation's change on the eigenvector field in Fig. 3 and observe that the wave type on the  $u$  and the  $v$ -axis changes at points  $(\frac{2}{3}, 0)$ ,  $(0, \frac{2}{3})$  and  $(\frac{1}{2}, \frac{1}{2})$ . In particular, we will call *crossing shocks* the discontinuities satisfying

$$\Sigma(U_L) = \left\{ U \in \mathcal{H}(U_L) : \begin{array}{l} \lambda_1(U_L) \leq s(U_L, U) \leq \lambda_2(U_L) \\ \lambda_1(U) \leq s(U_L, U) \leq \lambda_2(U) \end{array} \right\}, \quad (14)$$

see [16]. For example, if  $U_L = (u_L, 0)$  for some  $u_L \in [0, 2/3[$ , we have

$$\Sigma(U_L) = \left\{ U = (u, 0) : 1 - \frac{u_L}{2} \leq u \leq 2 - 2u_L \right\},$$

and for  $U_L = (0, v_L)$  with  $v_L \in ]2/3, 1]$

$$\Sigma(U_L) = \left\{ U = (0, v) : 2 - 2v_L \leq v \leq 1 - \frac{v_L}{2} \right\}.$$

**3. Numerical scheme.** We take a space step  $\Delta x$  and a time step  $\Delta t$  subject to a CFL condition which will be specified later in (17). For  $j \in \mathbb{Z}$  and  $n \in \mathbb{N}$ , let  $x_{j+1/2} = j\Delta x$  be the cells interfaces,  $x_j = (j-1/2)\Delta x$  the cells centers and  $t^n = n\Delta t$  the time mesh. We want to construct a finite volume approximate solution of (1)-(2) of the form  $U_{\Delta x}(t, x) = U_j^n = (u_j^n, v_j^n)$  for  $(t, x) \in C_j^n = [t^n, t^{n+1}[ \times [x_{j-1/2}, x_{j+1/2}[$ . We use the following Lax-Friedrichs scheme:

$$\begin{aligned} u_i^{n+1} &= u_i^n - \frac{\Delta t}{\Delta x} [F^1(u_i^n, v_i^n; u_{i+1}^n, v_{i+1}^n) - F^1(u_{i-1}^n, v_{i-1}^n; u_i^n, v_i^n)], \\ v_i^{n+1} &= v_i^n - \frac{\Delta t}{\Delta x} [F^2(u_i^n, v_i^n; u_{i+1}^n, v_{i+1}^n) - F^2(u_{i-1}^n, v_{i-1}^n; u_i^n, v_i^n)], \end{aligned} \tag{15}$$

with the numerical flux  $F = (F^1, F^2)$  defined by

$$\begin{aligned} F^1(u_1, v_1; u_2, v_2) &= \frac{f(u_1, v_1) + f(u_2, v_2)}{2} + \frac{\alpha}{2}(u_1 - u_2), \\ F^2(u_1, v_1; u_2, v_2) &= -\frac{f(v_1, u_1) + f(v_2, u_2)}{2} + \frac{\alpha}{2}(v_1 - v_2), \end{aligned} \tag{16}$$

for  $\alpha \geq 1$ . We prove by induction that the domain  $\Omega$  is invariant for (15)-(16)

**Lemma 3.1.** *Under the Courant-Friedrichs-Lewy (CFL) stability condition*

$$\Delta t \leq \frac{\Delta x}{\alpha}, \quad \alpha \geq 1, \tag{17}$$

for any initial data  $U_0 \in \Omega$  the approximate solutions computed by scheme (15)-(16) satisfy the following uniform bounds:

$$U_j^n = (u_j^n, v_j^n) \in \Omega \quad \forall j \in \mathbb{Z}, n \in \mathbb{N}.$$

*Proof.* We proceed by induction: assuming that  $u_j^n \geq 0, v_j^n \geq 0$  and  $u_j^n + v_j^n \leq 1$  for all  $j \in \mathbb{Z}$ , we show that the same holds for  $u_j^{n+1}$  and  $v_j^{n+1}$ .

To prove positiveness, we focus on the  $u$  component, the procedure being similar for  $v$ . Dropping the index  $n$ , we compute

$$\begin{aligned} u_i^{n+1} &= u_i - \frac{\Delta t}{2\Delta x} [f(u_{i+1}, v_{i+1}) - f(u_{i-1}, v_{i-1})] - \frac{\alpha\Delta t}{2\Delta x} (-u_{i-1} + 2u_i - u_{i+1}) \\ &= \left(1 - \alpha \frac{\Delta t}{\Delta x}\right) u_i + \frac{\alpha\Delta t}{2\Delta x} (u_{i-1} + u_{i+1}) + \frac{\Delta t}{2\Delta x} [f(u_{i-1}, v_{i-1}) - f(u_{i+1}, v_{i+1})] \\ &= \left(1 - \alpha \frac{\Delta t}{\Delta x}\right) u_i + \frac{\Delta t}{2\Delta x} [u_{i-1}(\alpha + 1 - u_{i-1} - v_{i-1}) + u_{i+1}(\alpha - 1 + u_{i+1} + v_{i+1})]. \end{aligned}$$

By assumption  $1 - u_{i-1} - v_{i-1} \geq 0, \alpha \geq 1 - u_{i+1} - v_{i+1}$  and  $1 - \alpha\Delta t/\Delta x \geq 0$  by (17), ensuring  $u_i^{n+1} \geq 0$ .

To prove  $u_i^{n+1} + v_i^{n+1} \leq 1$ , we observe that

$$f(a, b) - f(b, a) = (a - b)(1 - a - b) = a(1 - a) - b(1 - b),$$

and we compute (dropping again the index  $n$ )

$$\begin{aligned}
& u_i^{n+1} + v_i^{n+1} = \\
& = u_i + v_i - \frac{\alpha \Delta t}{2\Delta x} (-u_{i-1} + 2u_i - u_{i+1} - v_{i-1} + 2v_i - v_{i+1}) \\
& \quad - \frac{\Delta t}{2\Delta x} [f(u_{i+1}, v_{i+1}) - f(v_{i+1}, u_{i+1}) - f(u_{i-1}, v_{i-1}) + f(v_{i-1}, u_{i-1})] \\
& = \left(1 - \alpha \frac{\Delta t}{\Delta x}\right) (u_i + v_i) + \frac{\alpha \Delta t}{2\Delta x} (u_{i-1} + u_{i+1} + v_{i-1} + v_{i+1}) \\
& \quad - \frac{\Delta t}{2\Delta x} [(u_{i+1} - v_{i+1})(1 - u_{i+1} - v_{i+1}) - (u_{i-1} - v_{i-1})(1 - u_{i-1} - v_{i-1})] \\
& = \left(1 - \alpha \frac{\Delta t}{\Delta x}\right) (u_i + v_i) \\
& \quad + \frac{\Delta t}{2\Delta x} [\alpha(u_{i-1} + v_{i-1}) + (u_{i-1} - v_{i-1})(1 - u_{i-1} - v_{i-1})] \\
& \quad + \frac{\Delta t}{2\Delta x} [\alpha(u_{i+1} + v_{i+1}) - (u_{i+1} - v_{i+1})(1 - u_{i+1} - v_{i+1})] \\
& = \left(1 - \alpha \frac{\Delta t}{\Delta x}\right) (u_i + v_i) \\
& \quad + \frac{\Delta t}{2\Delta x} [u_{i-1}(\alpha + 1 - u_{i-1}) + v_{i-1}(\alpha - 1 + v_{i-1})] \\
& \quad + \frac{\Delta t}{2\Delta x} [u_{i+1}(\alpha - 1 + u_{i+1}) + v_{i+1}(\alpha + 1 - v_{i+1})].
\end{aligned}$$

Using the hypothesis that  $v_{i-1} \leq 1 - u_{i-1}$ ,  $u_{i+1} \leq 1 - v_{i+1}$  and  $u_i + v_i \leq 1$ , we get

$$u_i^{n+1} + v_i^{n+1} \leq \left(1 - \alpha \frac{\Delta t}{\Delta x}\right) + \alpha \frac{\Delta t}{2\Delta x} + \alpha \frac{\Delta t}{2\Delta x} = 1,$$

therefore concluding the proof.  $\square$

The uniform  $\mathbf{L}^\infty$ -bound provided by Lemma 3.1 ensures the convergence towards Young measures, which are weak-\* measurable maps  $\nu : \mathbb{R}^+ \times \mathbb{R} \rightarrow \mathcal{P}(\mathbb{R}^2)$ , where  $\mathcal{P}(\mathbb{R}^2)$  denote the space of probability measures on  $\mathbb{R}^2$ .

**Theorem 3.2** ([23]). *Let  $U_{\Delta x}$  be a sequence of approximate solutions of (1)-(2) constructed by the scheme (15)-(16). Then there exists a subsequence, still denoted by  $U_{\Delta x}$ , and a Young measure  $\nu$  with  $\text{supp}(\nu_{t,x}) \subset \bar{\Omega}$  such that*

$$h(U_{\Delta x}) \overset{*}{\rightharpoonup} \langle \nu_{t,x}, h \rangle := \int_{\mathbb{R}^2} h(\lambda) d\nu_{t,x}(\lambda) \quad \text{in } \mathbf{L}^\infty(\mathbb{R}^+ \times \mathbb{R}; \mathbb{R}^2) \quad (18)$$

for all  $h \in \mathbf{C}(\mathbb{R}^2; \mathbb{R})$ .

Frid and Liu [13] provide an explicit formula for computing the probability measure  $\nu$  satisfying (18) in the case of Riemann-type initial data (4). For any space step  $\Delta x$  fixed, let  $U_k = U_{\Delta x/k}$ ,  $k \in \mathbb{N}$ , be the sequence of approximate solutions obtained dividing  $\Delta x$  by  $k$ . Then, for any  $h \in \mathbf{C}(\mathbb{R}^2; \mathbb{R})$  it holds

$$\langle \nu_{t,x}, h(\lambda) \rangle = \lim_{T \rightarrow \infty} \frac{2}{T^2} \int_0^T h(U_{\Delta x}(\tau, (x/t)\tau)) \tau d\tau \quad (19)$$

for almost every  $x/t \in \mathbb{R}$ . (For the proof, see [13, Appendix A.2].) For numerical purposes, we will use the following discretized version of formula (19) to compute



the moments of interest:

$$\langle \nu_{t,x}, h(\lambda) \rangle = \lim_{N \rightarrow \infty} \frac{2}{N(N+1)} \sum_{k=1}^N k h(U_{j_k}^k), \quad j_k = \left\lceil k \frac{\Delta t}{\Delta x} x \right\rceil, \quad (20)$$

where  $\lceil \cdot \rceil$  denotes the integer part.

Relying on Young measures, DiPerna [8] introduced the concept of *measure-valued solutions*.

**Definition 3.3.** Let  $\mathcal{P}(\mathbb{R}^2)$  denote the space of probability measures on  $\mathbb{R}^2$ . A measure-valued solution of (1) is a measurable map  $\nu : \mathbb{R}^+ \times \mathbb{R} \rightarrow \mathcal{P}(\mathbb{R}^2)$  such that for all  $\phi \in \mathbf{C}_c^1(\mathbb{R}^2; \mathbb{R})$  we have

$$\int_{\mathbb{R}^+} \int_{\mathbb{R}} (\langle \nu_{t,x}, \lambda \rangle \phi_t + \langle \nu_{t,x}, \mathbf{F}(\lambda) \rangle \phi_x) \, dx dt + \int_{\mathbb{R}} U_0(x) \phi(0, x) \, dx = 0. \quad (21)$$

In order to prove that the Young measure obtained as limit of finite volume approximations is indeed a measure-valued solution, one needs some *weak BV estimates* that allow to pass to the limit in the discrete conservation equation, replacing the strong convergence argument used in the proof of Lax-Wendroff theorem [19]. Weak BV estimates have been derived in the case of monotone schemes for scalar conservation laws in several space-dimensions [7, 9], but also for entropy stable methods applied to hyperbolic systems [11, 12]. Unfortunately, in the present case the system’s entropy is not convex, and these techniques don’t apply.

**4. Distributional solutions.** In this section, we present some numerical computations illustrating the principal features of weak (distributional) solutions of problem (1)-(4). From [15] we know that, if  $U_L, U_R \in \Omega \setminus \bar{\mathcal{E}}$ , then corresponding weak solutions must satisfy  $U(x, t) \in \Omega \setminus \mathcal{E}$  a.e. In particular,  $U$  consists of a combination of rarefactions and shock waves, as illustrated by the following numerical tests, where we have taken  $\Delta x = 0.001$ ,  $\alpha = 1$ ,  $CFL = 0.9$ , and we display the approximate solution  $U_{\Delta x}$  at time  $t = 1$ , both in the  $x$ - $u, v$  plane (Figures 5-9 and 11-15, left) and in the phase-plane  $u$ - $v$  (Figures 5-9 and 11-15, right).

**Test 1.** We consider initial data  $U_L = (0.2, 0.1)$  and  $U_R = (0.1, 0.2)$ . The solution showed in Fig. 5 consists of a rarefaction of the first family joining  $U_L$  with an intermediate state on  $\partial \mathcal{E}$ , followed by a rarefaction of the second family to  $U_R$ . This is a limit situation, since if the Lax curves do not intersect in the same connected region, the structure of the solution becomes more complex, as illustrated by the following examples.

**Test 2.** We consider initial data  $U_L = (0.2, 0.1)$  and  $U_R = (0.1, 0.3)$ . The solution showed in Fig. 6 consists of a shock of the first family joining  $U_L$  with a state  $U_1 = (u_1, 0)$  on the  $u$ -axis, followed by a crossing shock between  $U_1$  and the state  $(1, 0)$ , a contact discontinuity from  $(1, 0)$  to  $(0, 1)$  with zero speed, another crossing shock from  $(0, 1)$  to a point  $U_2 = (0, v_2)$  and a 2-shock from  $U_2$  to  $U_R$ .

**Test 3.** We consider initial data  $U_L = (0.2, 0.1)$  and  $U_R = (0.1, 0.8)$ . The solution showed in Fig. 7 consists of a shock of the first family joining  $U_L$  with a state  $U_1 = (u_1, 0)$  on the  $u$ -axis, followed by a crossing shock between  $U_1$  and the state  $(1, 0)$ , a standing contact discontinuity from  $(1, 0)$  to a point  $U_2 = (u_2, 1 - u_2) \in \partial \Omega$  and a 2-shock from  $U_2$  to  $U_R$ .

**Test 4.** We consider initial data  $U_L = (0.2, 0.1)$  and  $U_R = (0.85, 0.1)$ . The solution showed in Fig. 8 consists of a shock of the first family joining  $U_L$  with a

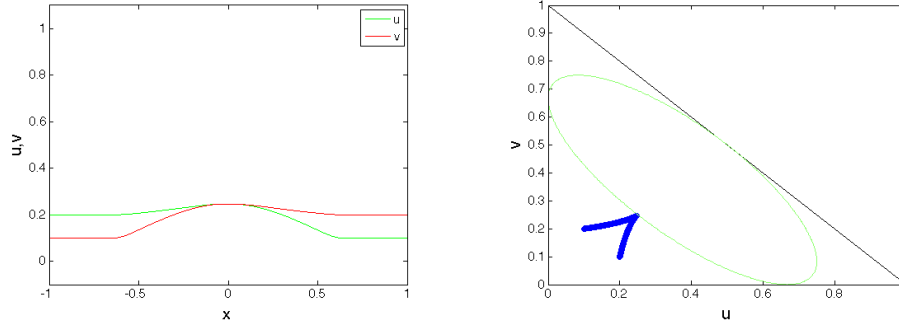


FIGURE 5. Solution to (1)-(4) with  $U_L = (0.2, 0.1)$  and  $U_R = (0.1, 0.2)$ . We observe a classical configuration consisting of a 1-rarefaction and a 2-rarefaction separated by an intermediate state, here belonging to  $\partial\mathcal{E}$ .

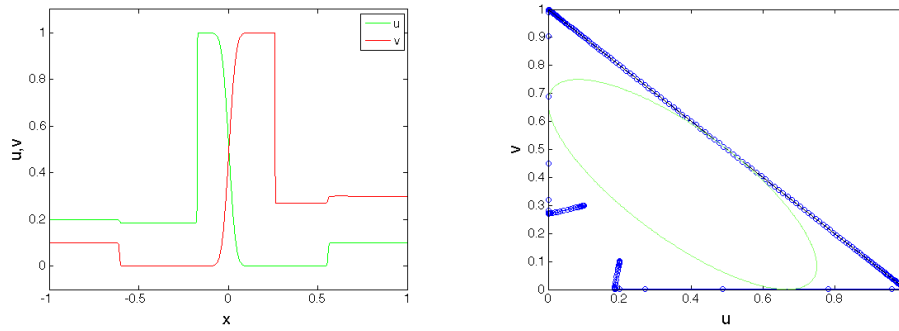


FIGURE 6. Solution to (1)-(4) with  $U_L = (0.2, 0.1)$  and  $U_R = (0.1, 0.3)$ . We observe a 1-shock, a crossing shock, a contact discontinuity, another crossing shock and a 2-shock.

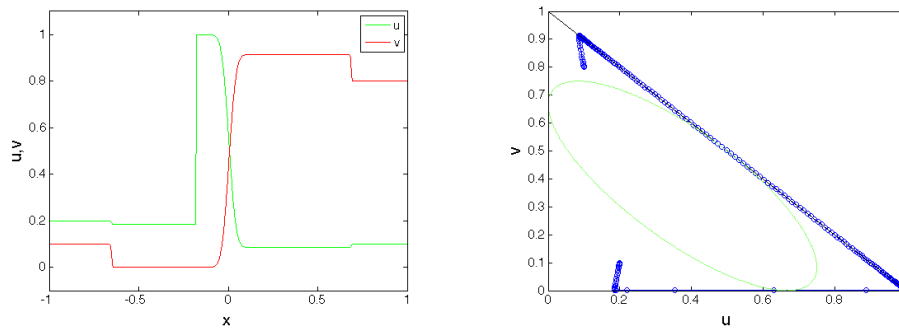


FIGURE 7. Solution to (1)-(4) with  $U_L = (0.2, 0.1)$  and  $U_R = (0.1, 0.8)$ . We observe a 1-shock, a crossing shock, a contact discontinuity and a 2-shock.

state  $U_1 = (u_1, 0)$  on the  $u$ -axis, followed by a crossing shock between  $U_1$  and a state  $U_2 = (u_2, 0)$  and a 2-shock from  $U_2$  to  $U_R$ . We remark that the crossing shock is sharply captured.

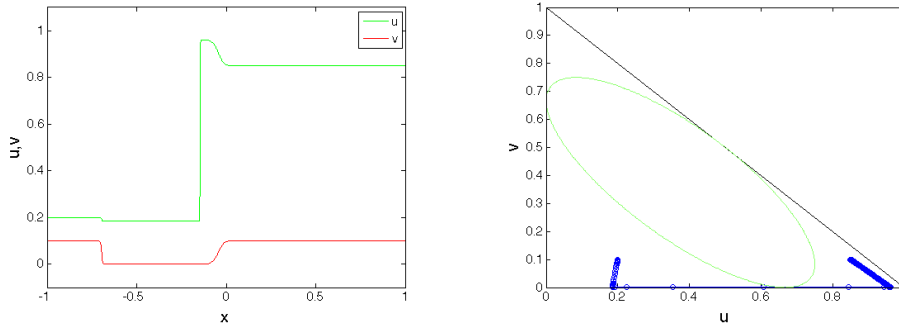


FIGURE 8. Solution to (1)-(4) with  $U_L = (0.2, 0.1)$  and  $U_R = (0.85, 0.1)$ . We observe a 1-shock, a crossing shock and a 2-shock.

**Test 5.** We consider initial data  $U_L = (0.2, 0.1)$  and  $U_R = (0.75, 0.1)$ . The solution showed in Fig. 9 consists of a shock of the first family joining  $U_L$  with a state  $U_1$  in the interior of the domain, followed by a crossing shock between  $U_1$  and a state  $U_2$  superposed to a 2-shock from  $U_2$  to  $U_R$ . Note that this composite wave could be replaced by a 2-shock joining directly  $U_1$  to  $U_R$ , see [16]. Indeed, we have

$$U_2 \in \mathcal{H}(U_1), \quad U_R \in \mathcal{H}(U_2), \quad U_R \in \mathcal{H}(U_1),$$

and

$$s(U_1, U_2) = s(U_2, U_R) = s(U_1, U_R).$$

Anyway, the two solutions are identical as  $\mathbf{L}^1$  functions.

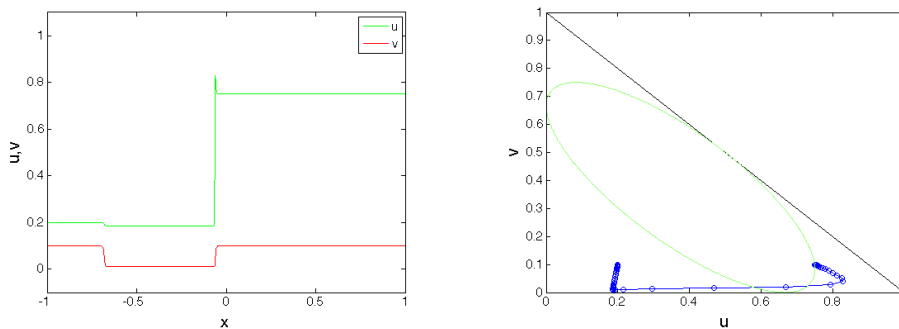


FIGURE 9. Solution to (1)-(4) with  $U_L = (0.2, 0.1)$  and  $U_R = (0.75, 0.1)$ . We observe a 1-shock, a crossing shock and a 2-shock.

**Remark 1.** The configurations displayed in Tests 2-3 are unrealistic from the modeling point of view, because they result in a complete blocking of one or both groups of pedestrians, represented by the vacuum regions delimited by the standing contact discontinuities. In reality, such stuck situations never occur in normal conditions,

and the flows always organize so that few people manage to pass, even if the resulting capacity can be very reduced [6]. System (1) must be seen as a toy model, whose understanding can give some insight for more realistic approaches.

If one or both values of the Riemann initial data  $U_0 = (U_L, U_R)$  belong to  $\mathcal{E}$ , we can still observe distributional solutions in some cases. In accordance to [15], since  $\mathcal{E}$  is convex, if  $U_L \in \mathcal{E}$  or  $U_R \in \mathcal{E}$  and  $U$  is a weak solutions, then if  $U(t, x) \in \mathcal{E}$  for some  $t, x$ , then  $U(t, x) \in \{U_L, U_R\}$ . Indeed, the initial state belonging to  $\mathcal{E}$  will be connected through a shock to some  $U_M \in \Omega \setminus \mathcal{E}$ . In particular, given any point  $U_L \in \mathcal{E}$ ,  $\mathcal{H}(U_L) \cap \mathcal{E} = \{U_L\}$ , see Fig. 10.

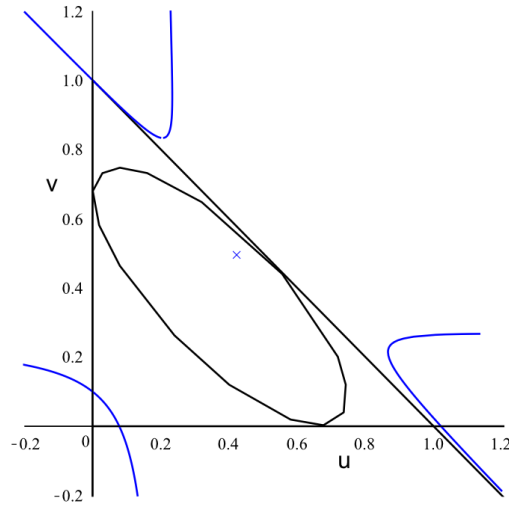


FIGURE 10. The Hugoniot locus  $\mathcal{H}(U_L)$  for  $U_L = (0.4, 0.5) \in \mathcal{E}$ . Remark that  $\mathcal{H}(U_L) \cap \mathcal{E} = U_L$ .

Examples of weak (distributional) solutions are given in Figures 11-13. In these cases, the Hugoniot loci of the states belonging to  $\mathcal{E}$  intersect the Lax curves of the following state, and no oscillations appear in the numerical approximation.

**5. Measure-valued solutions.** In general, if the Riemann initial data take values in the elliptic region  $\mathcal{E}$ , the approximate solutions computed through the numerical scheme (15)-(16) display persistent oscillations. As examples, in this section we analyze the behavior of the approximate solutions corresponding to the initial data  $U_L = (0.1, 0.2)$ ,  $U_R = (0.4, 0.5)$  and  $U_L = (0.4, 0.5)$ ,  $U_R = (0.1, 0.2)$ . Figures 14, 15 show the corresponding approximate solutions for  $\Delta x = 0.001$  and  $\Delta x = 0.0002$  at time  $t = 1$ . It appears that oscillations joining the state in  $\mathcal{E}$  with the hyperbolic region increase in number as the mesh size decreases.

To get further information on the Young measures associated to the above initial data, we compute their means (or expected values) and variance relying on formula (20). In particular, we get

$$\bar{U}(t, x) := \int_{\mathbb{R}^2} \lambda d\nu_{t,x}(\lambda) = \lim_{N \rightarrow \infty} \frac{2}{N(N+1)} \sum_{k=1}^N k U_{j_k}^k \quad (22)$$

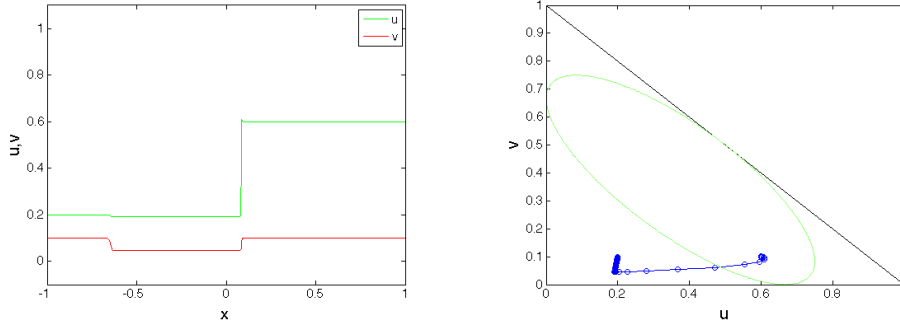


FIGURE 11. Distributional solution to (1)-(4) with  $U_L = (0.2, 0.1)$  and  $U_R = (0.6, 0.1) \in \mathcal{E}$ . We observe a 1-shock in the hyperbolic region, followed by a shock connecting the state  $U_R$  in the elliptic region (the intermediate state belongs to  $\mathcal{H}(U_L) \cap \mathcal{H}(U_R)$ ).

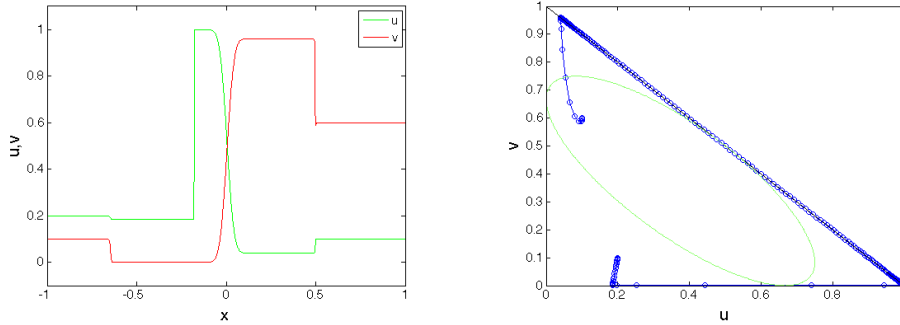


FIGURE 12. Distributional solution to (1)-(4) with  $U_L = (0.2, 0.1)$  and  $U_R = (0.1, 0.6) \in \mathcal{E}$ . We observe a 1-shock, a crossing shock and a contact discontinuity in the hyperbolic region, followed by a shock joining directly  $U_R$  (the last state in the hyperbolic region belongs to  $\mathcal{H}((1, 0)) \cap \mathcal{H}(U_R)$ ).

for the mean densities,

$$\overline{\mathbf{F}(U)}(t, x) := \int_{\mathbb{R}^2} \mathbf{F}(\lambda) d\nu_{t,x}(\lambda) = \lim_{N \rightarrow \infty} \frac{2}{N(N+1)} \sum_{k=1}^N k \mathbf{F}(U_{j_k}^k) \quad (23)$$

for the mean fluxes, and

$$\begin{aligned} \text{Var}(U)(t, x) &:= \int_{\mathbb{R}^2} (\lambda - \overline{U}(t, x))^2 d\nu_{t,x}(\lambda) \\ &= \lim_{N \rightarrow \infty} \frac{2}{N(N+1)} \sum_{k=1}^N k (U_{j_k}^k - \overline{U}(t, x))^2, \\ &= \lim_{N \rightarrow \infty} \frac{2}{N(N+1)} \sum_{k=1}^N k (U_{j_k}^k)^2 - \overline{U}(t, x)^2 \end{aligned} \quad (24)$$

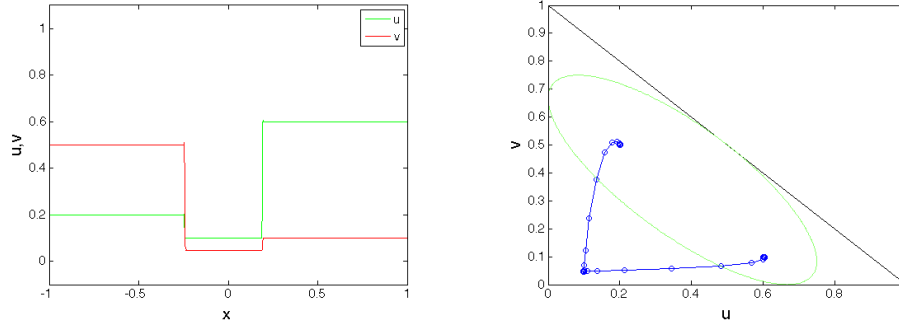


FIGURE 13. Distributional solution to (1)-(4) with initial data in the elliptic region:  $U_L = (0.2, 0.5) \in \mathcal{E}$  and  $U_R = (0.6, 0.1) \in \mathcal{E}$ . We observe two shocks joining  $U_L$  and  $U_R$  with an intermediate state in the hyperbolic region (the intermediate state belongs to  $\mathcal{H}(U_L) \cap \mathcal{H}(U_R)$ ).

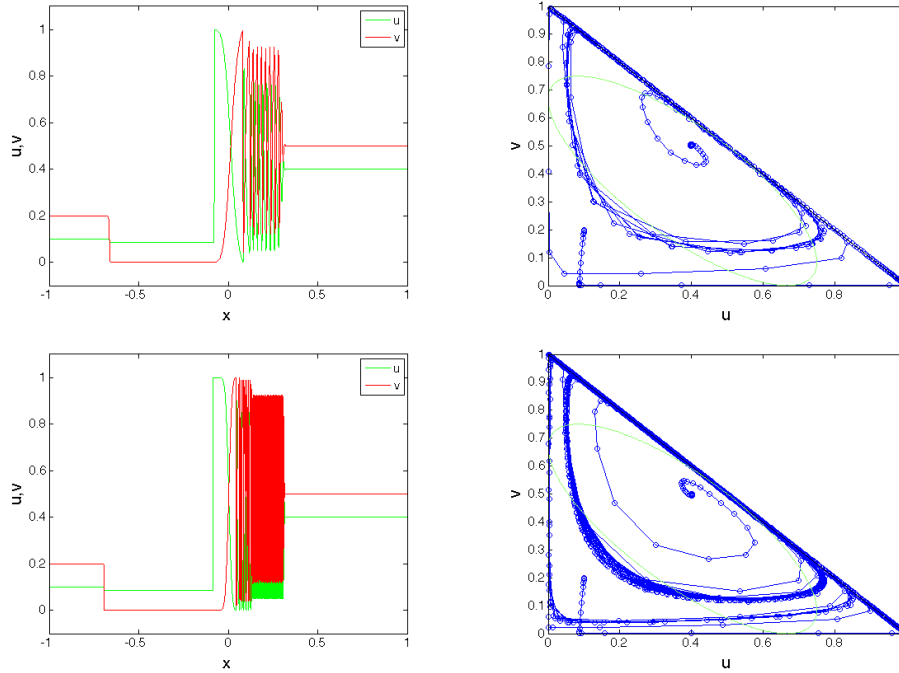


FIGURE 14. Solution to (1)-(4) with initial data  $U_L = (0.1, 0.2)$  and  $U_R = (0.4, 0.5) \in \mathcal{E}$  for  $\Delta x = 0.001$  (top) and  $\Delta x = 0.0002$  (bottom).

for the density variance. As expected, the means coincide with the densities and the variance is zero for values in the hyperbolic region, see Figures 16, 17.

Remark that the convergence of the limit in (20) is very slow. To reduce the computing times, we have performed simulations using a  $CFL = 0.1$ , and taking

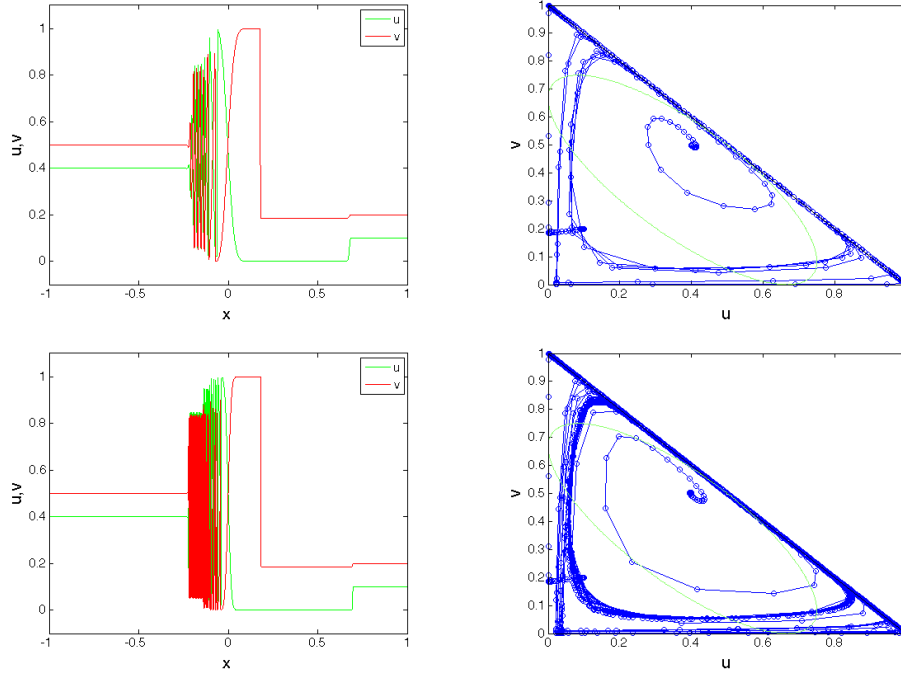


FIGURE 15. Solution to (1)-(4) with initial data  $U_L = (0.4, 0.5) \in \mathcal{E}$  and  $U_R = (0.1, 0.2)$  for  $\Delta x = 0.001$  (top) and  $\Delta x = 0.0002$  (bottom).

$\Delta x = 4 \cdot 10^{-5}$ ,  $2 \cdot 10^{-5}$ ,  $1 \cdot 10^{-5}$ ,  $5 \cdot 10^{-6}$ ,  $2.5 \cdot 10^{-6}$ , which correspond to  $N = 2.5 \cdot 10^5$ ,  $5 \cdot 10^5$ ,  $1 \cdot 10^6$ ,  $2 \cdot 10^6$ ,  $4 \cdot 10^6$  iterations. Figures 16, 17 show the means and the variance computed for  $\Delta x = 5 \cdot 10^{-6}$ , that is  $N = 2 \cdot 10^6$ . Note that we still observe oscillations for values in the elliptic region.

Aiming at giving an estimation of the accuracy of the results, we also compute the conservation errors and the convergence rates, which are given in Tables 1, 2. The conservation error is given by the formula

$$\begin{aligned} E_{cons}^U(N, t) &= \begin{pmatrix} E_{cons}^u(t) \\ E_{cons}^v(t) \end{pmatrix} \\ &= \int_{-1}^1 \bar{U}^N(t, x) dx - \int_{-1}^1 U_0(x) dx + \int_0^t \overline{\mathbf{F}(U)}^N(s, 1) ds - \int_0^t \overline{\mathbf{F}(U)}^N(s, -1) ds, \end{aligned} \quad (25)$$

where

$$\bar{U}^N(t, x) := \frac{2}{N(N+1)} \sum_{k=1}^N k U_{j_k}^k \quad \text{and} \quad \overline{\mathbf{F}(U)}^N(t, x) := \frac{2}{N(N+1)} \sum_{k=1}^N k \mathbf{F}(U_{j_k}^k).$$

The  $\mathbf{L}^1$ -convergence rate is defined by

$$\gamma(N) = \begin{pmatrix} \gamma^u(N) \\ \gamma^v(N) \end{pmatrix} = \begin{pmatrix} \log_2(e^u(N)/e^u(2N)) \\ \log_2(e^v(N)/e^v(2N)) \end{pmatrix}, \quad (26)$$

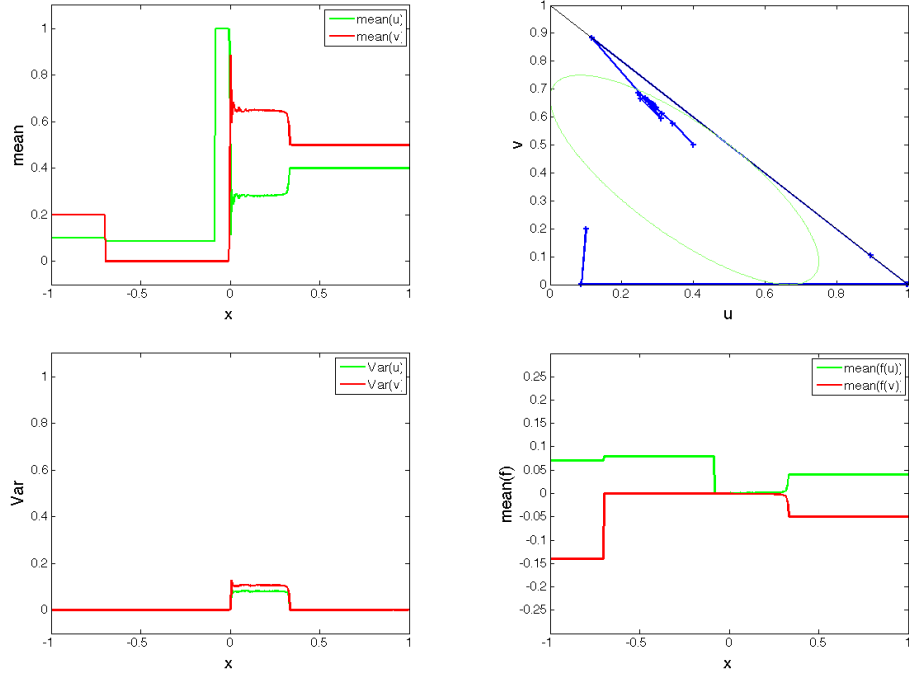


FIGURE 16. Means (top for density values (22) and bottom right for flux (23)) and variance (24) (bottom left) corresponding to initial data  $U_L = (0.1, 0.2)$  and  $U_R = (0.4, 0.5)$  and  $N = 4 \cdot 10^6$  iterations.

where the  $\mathbf{L}^1$ -error is computed at final time  $t = 1$  as

$$e(N) = \begin{pmatrix} e^u(N) \\ e^v(N) \end{pmatrix} = \left\| \bar{U}^N(t, \cdot) - \bar{U}^{2N}(t, \cdot) \right\|_{\mathbf{L}^1([-1,1])}.$$

(In the above expressions, the integrals are intended component by component.)

	$U_L = (0.1, 0.2)$	$U_R = (0.4, 0.5)$	$U_L = (0.4, 0.5)$	$U_R = (0.1, 0.2)$
$N$	$E_{cons}^u$	$E_{cons}^v$	$E_{cons}^u$	$E_{cons}^v$
2.5e05	-1.627e-03	2.869e-04	-5.537e-04	-1.443e-05
5e05	-1.256e-03	-5.011e-04	-2.257e-04	6.580e-04
1e06	-9.259e-04	-7.722e-04	1.054e-03	-4.071e-06
2e06	-1.532e-03	-7.331e-05	-4.071e-04	6.019e-04
4e06	-1.514e-03	-1.714e-04	3.873e-04	2.489e-05

TABLE 1. Conservation errors (25) at time  $t = 1$ .

We observe that conservation errors remain quite stable, while the  $\mathbf{L}^1$ -convergence rate is lower than one. Indeed, the very long computing times prevented us to reach sharper approximations.

**6. Conclusions.** The  $2 \times 2$  system (1) is a simplified model for the motion of two groups of people walking in opposite directions along a corridor. This situation



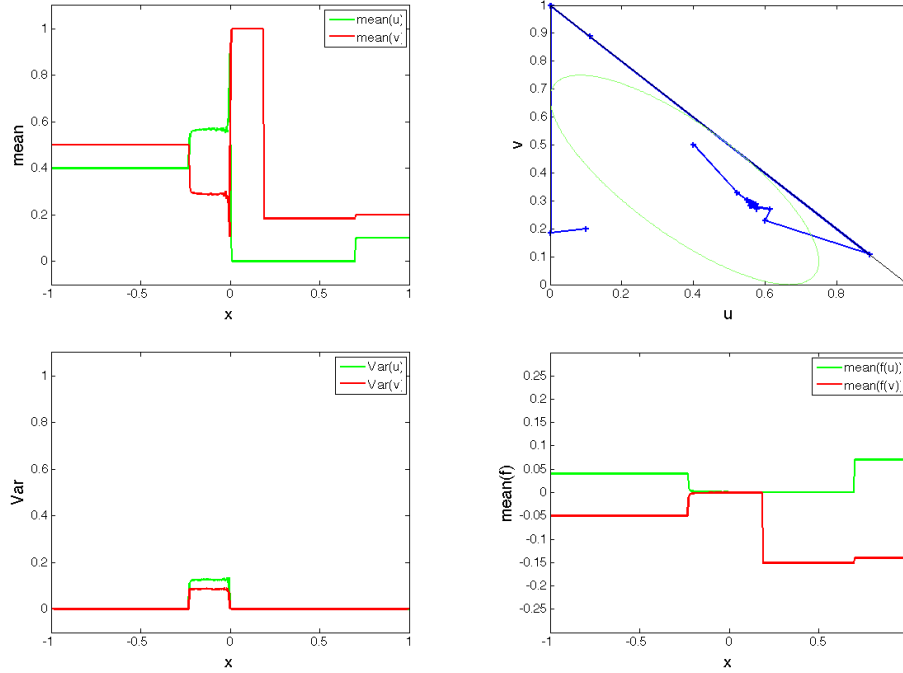


FIGURE 17. Means (top for density values (22) and bottom right for flux (23)) and variance (24) (bottom left) corresponding to initial data  $U_L = (0.4, 0.5)$  and  $U_R = (0.1, 0.2)$  and  $N = 4 \cdot 10^6$  iterations.

	$U_L = (0.1, 0.2) \quad U_R = (0.4, 0.5)$		$U_L = (0.4, 0.5) \quad U_R = (0.1, 0.2)$	
$N$	$\gamma^u$	$\gamma^v$	$\gamma^u$	$\gamma^v$
2.5e05	0.37413	0.46423	0.61146	0.65385
5e05	0.62555	0.49616	0.26923	0.37293
1e06	0.52973	0.63003	1.04921	0.91148

TABLE 2. Convergence rates (26) at time  $t = 1$ .

is known for displaying characteristic patterns as lane formation [14, 21]. The system consists of two conservation laws of mixed hyperbolic-elliptic type. Though the solution configurations are not always realistic, the instabilities observed for densities in the elliptic region could be related to these auto-organization phenomena that result in a transition from a mixture to separate phases.

Following [13], we suggest that the corresponding Cauchy problem should be recast in the framework of Young measures. This allows to compute the expected values and the variance for densities and fluxes, and to estimate the flow characteristics.

REFERENCES

[1] J. B. Bell, J. A. Trangenstein and G. R. Shubin, Conservation laws of mixed type describing three-phase flow in porous media, *SIAM J. Appl. Math.*, **46** (1986), 1000–1017.  
 [2] S. Benzon-Gavage and R. M. Colombo, An  $n$ -populations model for traffic flow, *European J. Appl. Math.*, **14** (2003), 587–612.

- [3] S. Berres, R. Ruiz-Baier, H. Schwandt and E. M. Tory, [An adaptive finite-volume method for a model of two-phase pedestrian flow](#), *Netw. Heterog. Media*, **6** (2011), 401–423.
- [4] J. Bick and G. F. Newell, A continuum model for two-directional traffic flow, *Q. Appl. Math.*, **XVIII** (1960), 191–204.
- [5] A. Bressan, *Hyperbolic Systems of Conservation Laws. The One-Dimensional Cauchy Problem*, Oxford Lecture Series in Mathematics and its Applications, 20, Oxford University Press, Oxford, 2000.
- [6] S. Buchmüller and U. Weidmann, *Parameters of Pedestrians, Pedestrian Traffic and Walking Facilities*, Technical report, ETH Zürich, 2006.
- [7] F. Coquel and P. LeFloch, [Convergence of finite difference schemes for conservation laws in several space dimensions: A general theory](#), *SIAM J. Numer. Anal.*, **30** (1993), 675–700.
- [8] R. J. DiPerna, [Measure-valued solutions to conservation laws](#), *Arch. Rational Mech. Anal.*, **88** (1985), 223–270.
- [9] R. Eymard, T. Gallouët and R. Herbin, Finite volume methods, in *Handbook of numerical analysis, Vol. VII*, Handb. Numer. Anal., VII, North-Holland, Amsterdam, (2000), 713–1020.
- [10] A. D. Fitt, [The numerical and analytical solution of ill-posed systems of conservation laws](#), *Appl. Math. Modelling*, **13** (1989), 618–631,
- [11] U. S. Fjordholm, *High-order Accurate Entropy Stable Numerical Schemes for Hyperbolic Conservation Laws*, Ph.D thesis, ETH Zürich dissertation Nr. 21025, 2013.
- [12] U. S. Fjordholm, R. Käppeli, S. Mishra and E. Tadmor, Construction of approximate entropy measure valued solutions for hyperbolic systems of conservation laws, [arXiv:1402.0909](#).
- [13] H. Frid and I.-S. Liu, [Oscillation waves in Riemann problems inside elliptic regions for conservation laws of mixed type](#), *Z. Angew. Math. Phys.*, **46** (1995), 913–931.
- [14] D. Helbing, P. Molnár, I. J. Farkas and K. Bolay, [Self-organizing pedestrian movement](#), *Environment and Planning B*, **28** (2001), 361–383.
- [15] H. Holden, L. Holden and N. H. Risebro, [Some qualitative properties of  \$2 \times 2\$  systems of conservation laws of mixed type](#), in *Nonlinear Evolution Equations That Change Type*, IMA Vol. Math. Appl., 27, Springer, New York, 1990, 67–78.
- [16] E. Isaacson, D. Marchesin, B. Plohr and B. Temple, [The Riemann problem near a hyperbolic singularity: The classification of solutions of quadratic Riemann problems. I](#), *SIAM J. Appl. Math.*, **48** (1988), 1009–1032.
- [17] B. L. Keyfitz, [A geometric theory of conservation laws which change type](#), *Z. Angew. Math. Mech.*, **75** (1995), 571–581.
- [18] B. L. Keyfitz, [Singular shocks: retrospective and prospective](#), *Confluentes Math.*, **3** (2011), 445–470.
- [19] P. Lax and B. Wendroff, [Systems of conservation laws](#), *Comm. Pure Appl. Math.*, **13** (1960), 217–237.
- [20] T. P. Liu, The Riemann problem for general  $2 \times 2$  conservation laws, *Trans. Amer. Math. Soc.*, **199** (1974), 89–112.
- [21] M. Moussaïd, E. G. Guilloit, M. Moreau, J. Fehrenbach, O. Chabiron, S. Lemerancier, J. Pettré, C. Appert-Rolland, P. Degond and G. Theraulaz, Traffic instabilities in self-organized pedestrian crowds, *PLoS Comput. Biol.*, **8** (2012), e1002442.
- [22] H. B. Stewart and B. Wendroff, [Two-phase flow: Models and methods](#), *J. Comput. Phys.*, **56** (1984), 363–409.
- [23] L. Tartar, Compensated compactness and applications to partial differential equations, in *Nonlinear analysis and mechanics: Heriot-Watt Symposium, Vol. IV*, Res. Notes in Math., 39, Pitman, Boston, Mass.-London, 1979, 136–212.
- [24] V. Vinod, *Structural Stability of Riemann Solutions for a Multiple Kinematic Conservation Law Model that Changes Type*, Ph.D Thesis, University of Houston, Houston, 1992. 68 pp.

Received April 24, 2014; Accepted August 01, 2014.

*E-mail address:* [paola.goatin@inria.fr](mailto:paola.goatin@inria.fr)

*E-mail address:* [matthias.mimault@inria.fr](mailto:matthias.mimault@inria.fr)